


# FDI 2017 Global Snapshot

Global overview  
2017 FDI snapshot



- ↓ Greenfield projects down 1.1%
- ↓ Greenfield capital investment down 15.2%
- ↓ Mergers and Acquisitions down 23%

Sources: *fDi Markets*



# FDI 2017 into the U.S.- Largest Sources

## Largest Sources of FDI in the United States (by UBO)

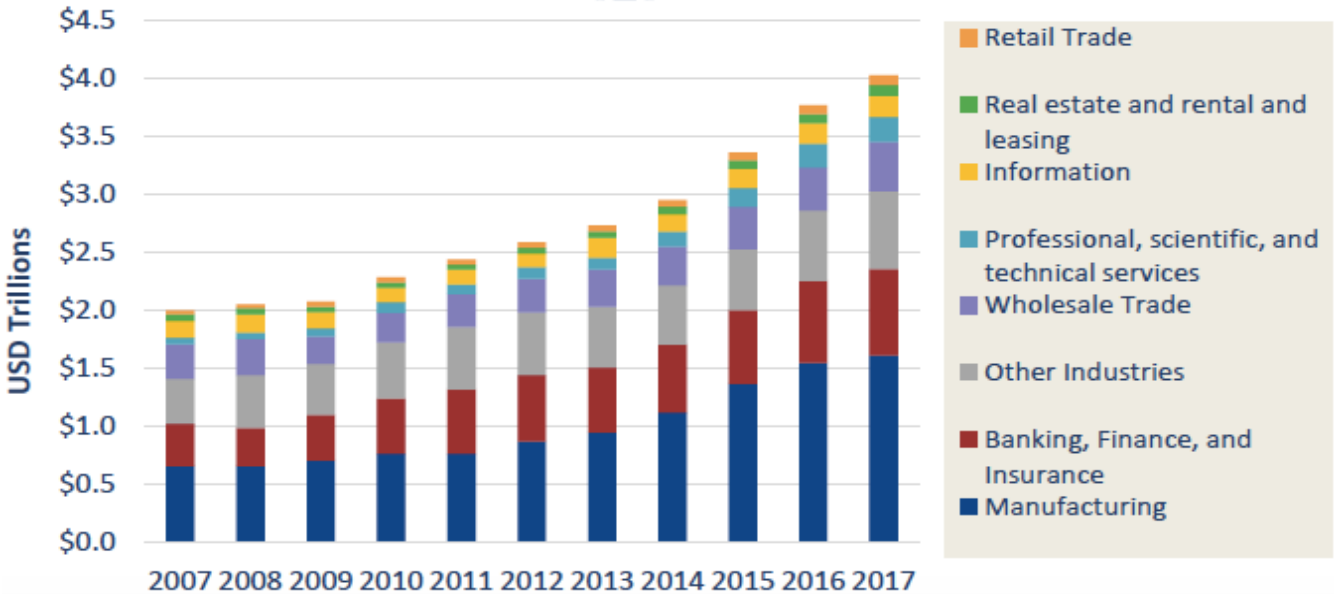
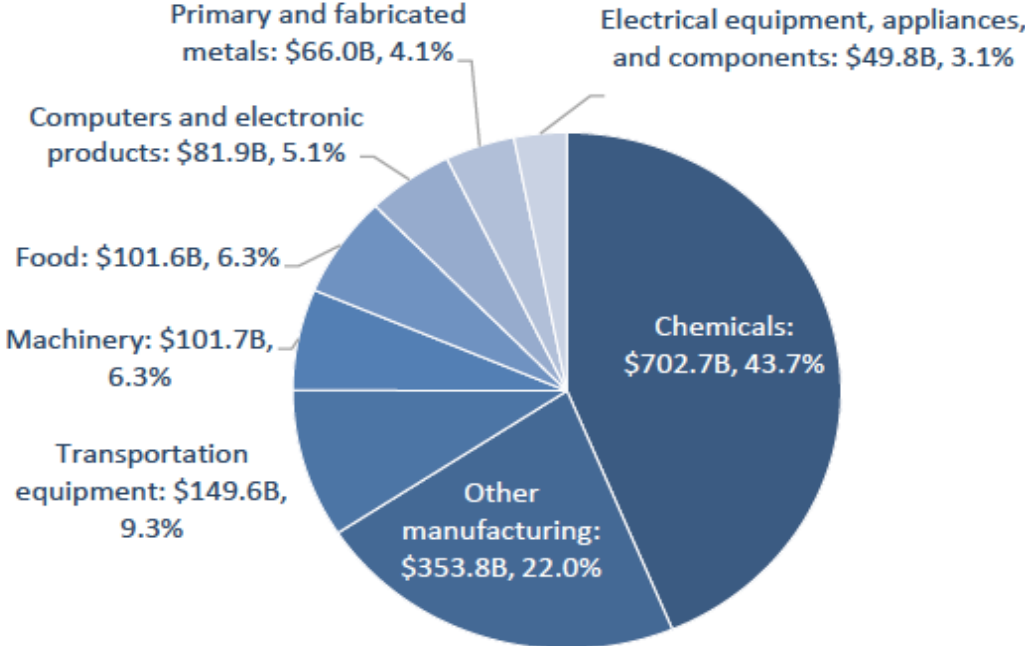
Rank	Market	2017 Position In USD millions	Share of total
1	United Kingdom	\$614,865	15.3%
2	Canada	\$523,761	13.0%
3	Japan	\$476,878	11.8%
4	Germany	\$405,552	10.1%
5	Ireland	\$328,671	8.2%
6	France	\$301,540	7.5%
7	Switzerland	\$201,867	5.0%
8	Netherlands	\$169,155	4.2%
9	Singapore	\$88,596	2.2%
10	Belgium	\$80,352	2.0%
11	Spain	\$73,244	1.8%
12	Australia	\$73,002	1.8%
13	China	\$58,048	1.4%
14	Sweden	\$54,150	1.3%
15	South Korea	\$50,633	1.3%

↑ FDI up 76% with capital investment at \$100.3 bil.

↑ Number of projects up 3%

↑ Number of jobs created up 36%

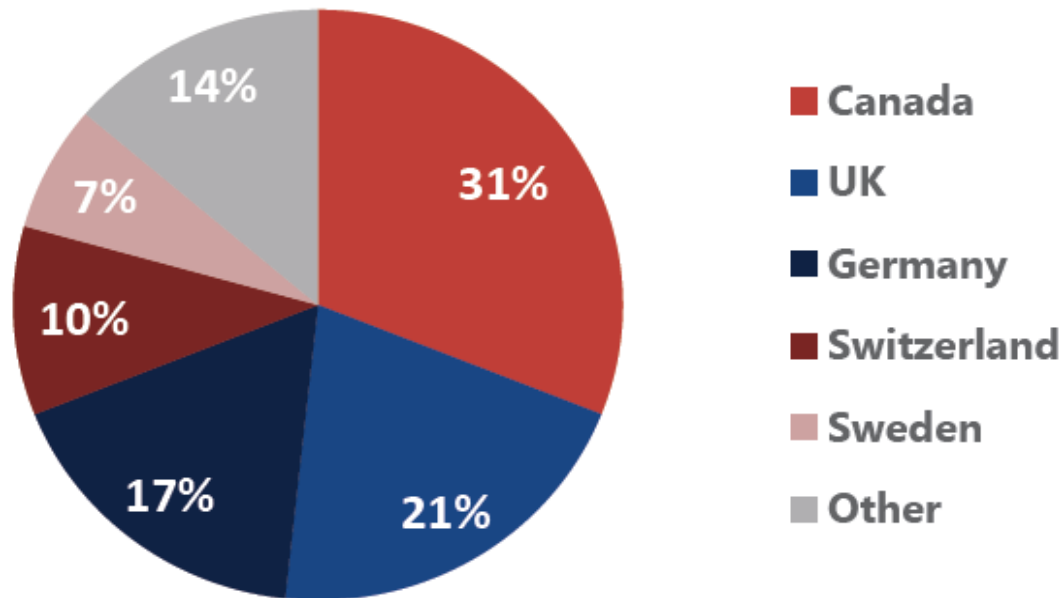
# FDI into U.S. by Industry Sector



Sources: U.S. Department of Commerce, Bureau of Economic Analysis, FDIUS Data, Last updated August 3, 2018

# Top Countries Investing in Maine

## Top Sources of FDI in Maine (29 Total Announced greenfield projects)

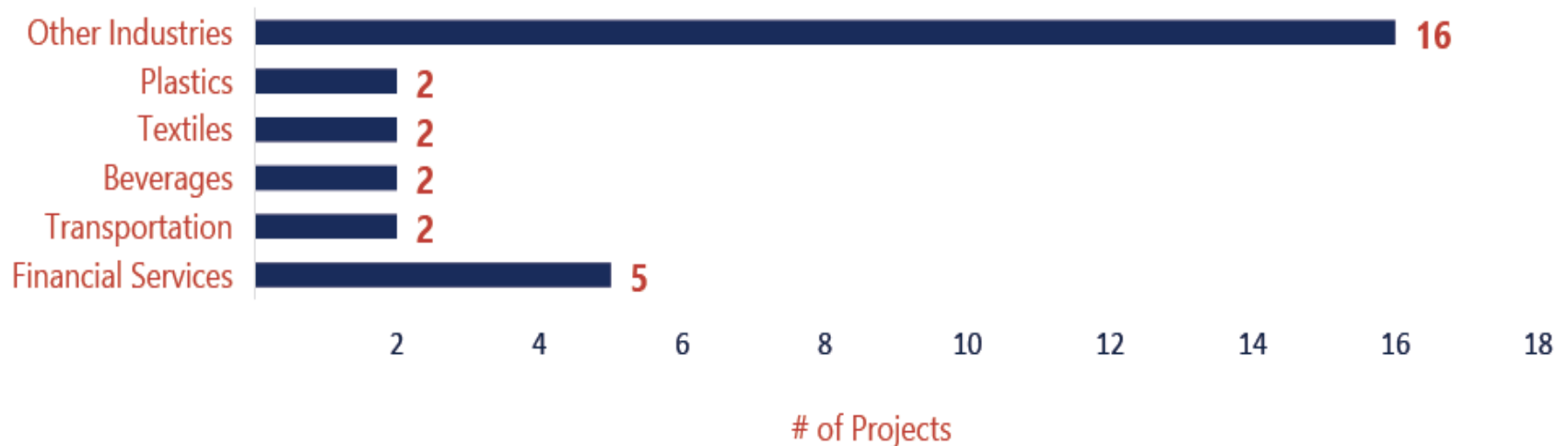


- Maine has over 100 foreign-owned companies
- 34,700 Maine jobs directly supported by FDI

Sources: fDi Markets (data from July 2008 – June 2017) & U.S. Bureau of Economic Analysis (Last updated: August 2017)

# FDI Industry Sectors Investing in Maine

## Top Industry Sectors in Maine:



- Top FDI Sectors (2008-17): Financial Services, Beverages/Food, Transportation, Advanced Materials-Textiles/Plastics